


30 Port L3 Managed 10G Uplink 2.5G Ethernet Switch



www.hruitech.com



30 Port L3 Managed 10G Uplink 2.5G Ethernet Switch, support 24 * 100/1000/2500M adaptive RJ45 ports+ 6* 10Gb SFP+ ports+1* RJ45 console port. Perfect security control strategy and CPU protect policy improve fault tolerance and ensure stable operation of the network and load balancing of the interconnection; The device supports automatic DoS attack defense and SNMP, IEEE 802.1, STP, RSTP, Link aggregation and other functions. With advanced security functions and quality of service (QoS), it can be used as a core layer, distribution layer, and access layer switch with high density port and easy management, is an ideal choice for various business network applications.

Main Features

- Support IEEE 802.1d, IEEE 802.1w, IEEE 802.1s, IEEE 802.1p, IEEE 802.3, IEEE 802.3u, IEEE 802.3x, IEEE 802.3z, IEEE 802.3ab, IEEE 802.3ae standards ;
- L3 management, support DHCP Server, QoS, ACL, SNMP V1/V2/V3, IGMP Snooping v1/v2;
- Support STP/RSTP/MSTP (ERPS), Support loop detection and self-healing, support remote loopback monitoring and control (802.3ah OAM) ; Support IPV4/IPV6, RIP, OSPF
- Support multiple VLAN division, MAC VLAN, Protocol VLAN, Private VLAN;
- Support IP address + MAC address + VLAN + Port binding, DHCP Snooping, support IP source and DAI protection;
- Support IPV4/IPV6, RIP v1/v2, OSPF v2;
- Support Port Surge Protection: Common Mode 6KV, Differential Mode 2KV; Static Electricity: Contact 6KV, Air 8KV;
- Supports WEB, TELNET, CLI, SSH, SNMP, RMON management;

Application Environment

Metro Optical Broadband Network:

Data network operators such as telecommunications, cable TV, and network system integration, etc.

Broadband private network:

Suitable for financial, government, oil, railway, electric power, public security, transportation, education and other industries.

Multimedia transmission:

Integrated transmission of images, voice and data, suitable for remote teaching, conference TV, videophone and other applications.

Real-time monitoring:

Simultaneous transmission of real-time control signals, images and data.

Specifications	
I/O Interface	
Power	AC100-240V 50/60Hz
Ethernet	24*100/1000/2500 Mbps RJ45 Port 6* 10G SFP+ Port 1* RJ45 Console Port
Performance	
Bandwidth	240Gbps
Packet Buffer Memory	178.56Mpps
DDR SDRAM	512MByte
Flash Memory	32MByte
Package Cache	16Mbit
MAC Address Table	32K
Jumbo Frame	10Kbyte
VLANs	VLAN range 1-4094, with a maximum active VLAN of 4K
Standard	
Network Protocol	IEEE 802.3: Ethernet MAC Protocol IEEE 802.3i: 10BASE-T Ethernet IEEE 802.3u: 100BASE-TX Fast Ethernet IEEE 802.3ab: 1000BASE-T Gigabit Ethernet IEEE 802.3z: 1000BASE-X Gigabit Ethernet (optical fiber) IEEE 802.3ae: 10G Ethernet (optical fiber) IEEE 802.3az: Energy Efficient Ethernet IEEE 802.3ad: Standard method for performing link aggregation IEEE 802.3x: Flow control IEEE 802.1ab: LLDP/LLDP-MED (Link Layer Discovery Protocol) IEEE 802.1p: LAN Layer QoS/CoS Protocol Traffic Prioritization(Multicast filtering function) IEEE 802.1q: VLAN Bridge Operation IEEE 802.1x: Client/Server Access Control and Authentication Protocol IEEE 802.1d: STP IEEE 802.1s: MSTP IEEE 802.1w: RSTP

Industry Standard	EMS: EN61000-4-2 (ESD) EN61000-4-5 (Surge)
Network Medium	10BASE-T: Cat3、4、5 or above UTP(≤100 M) 100BASE-TX: Cat5 or above UTP(≤100 M) 1000BASE-TX: Cat5 or above UTP(≤100 M)
Fiber optic medium	Multimode fiber: 50/125, 62.5/125, 100/140um Single mode fiber: 8/125, 8.7/125, 9/125, 10/125um
Certification	
Safety Certificate	CE, FCC, RoHS
Environment	
Working Environment	Working Temperature: -10~50°C Storage Temperature: -40~70°C Working Humidity: 10%~90%, non-condensing Storage Temperature: 5%~95%, non-condensing
Indication	
Indicators	PWR(Power indicator), SYS(System lights), Link/ACT(Link light/data light)
PWR	On: Power on Off: Power off
SYS	On: The system is operating normally Flashing: System startup in progress
Warning light	System temperature or voltage abnormal alarm
Link port light	Green on: 2.5G Link Yellow on: 100/1000M Link On: Link transitting Off: Link not transitting
SFP port light	Blue on: 10G Link Green on: 2.5G Link Flashing: Link transitting Off: Link not transitting
Reset button	Short press for less than 5 seconds to restart Long press for more than 5 seconds to Factory reset
Physical specifications	
Structure Size	Product Dimensions: 440*281*44mm Package Dimensions: 500*365*85mm Product N.W: 4.02KG Product G.W: 4.79KG
Packing Info	Carton Dimensions: 520*445*385mm Packing Quantity: 5 psc Packing weight: 24.95KG
Power Voltage	Working voltage: AC100-240V 50/60Hz Power supply: DC 54V7.69A 12V5A Total power: maximum 52W
Package List	Ethernet switch: 1 Set、 Instruction manual: 1 PCS、 Certificate: 1 PCS、 Power cord: 1PCS Serial cable: 1PCS、 Rack ear: 1 Pairs

L3 Function	
IPv4	IPv4 VLAN Interface
	IPv4 Static Routes
	ARP
IPv6	IPv6 VLAN Interface
	IPv6 Static Routes
	IPv6 ND
RIP	V1/V2
OSPF	Router-ID
	Authentication
	v2
L2 Function	
Port	Port Switch
	Port Description
	Port Speed
	Port Duplex
	Port Flow Control
	Jumbo, Up to 10K
	Support 10G/2.5G (2023.3.2)
Fiber Module(DDM)	
Link Aggregation	Supports load balance policy; Base on MAC and IP-MAC
	Static and Dynamic Group
	Supports LACP
	Up to 8 groups
Storm Control	Boardcast
	Unknown Multicast
	Unknown Unicast
Port Mirroring	One to one monitor
	Many to one monitor
	Ingress/Egress/Both
	Up to 4 session groups
Port Security	MAC Address Constraints
	Port Security MAC Address
	Protect/Restrict/Shutdown
Port Isolation	
Port Rate-limit	
Loopback Detection	
VLAN	Access/Trunk/Hybrid
	VLAN Tunnel (Q-in-Q Tunnel)
	Congurable VID from 1 - 4094; Max. 4K static VLAN groups
	Voice VLAN
	MAC VLAN
	Surveillance VLAN
	Protocol VLAN
GVRP	

MAC Address	Dynamic Address
	Static Address
	Filtering Address
Spanning Tree Protocol	STP/RSTP/MSTP
	BPDU Filter
	BPDU Guard
	Edge Port
LLDP	LLDP
	LLDP MED
Multicast	IGMP Snooping
	IGMP V1/V2/V3
	Router Port
	Static IGMP group address
	IGMP groups filtering
	Querier
	MLD Snooping
	MVR
QoS	Traffic classification based, Strict priority and WRR
	Port Priority
	802.1P Priority
	IP TOS Priority
	IP DSCP Priority
	Supports up to 8 queues per port
	Priority Remarking
Services	
DHCP	DHCP Server
	IP Pool
	Static Binding
	DHCP Relay
	Option 43
Access Protocol	HTTP
	HTTPS
	Telnet
	SSHv2
	Manager ACL
	Session Timeout
	Password Retry Count
Silent Time	

Security	
AAA	RADIUS
	TACACS+
	802.1X
	Base on port/MAC/local/WEB
DHCP Snooping	Global/VLAN
	Option 82
	Circuit ID
IP Source Guard	
Dynamic ARP Inspection	
DOS Anti Attack	
ACL	MAC ACL
	IPv4 ACL
	IPv6 ACL
Diagnostics	
Syslog	Logging Message
	Remote Server
Ping	
Traceroute	
Copper Test	
UDLD	
Managemnet	
Manager Access	Console
	HTTP/HTTPS
	Telnet
	SSH
	SNMP
Manager IP	Static Address
	DHCP Client
	Supports IPv4 and IPv6 address
	Manager VLAN
	DNS
Time Synchronization	SNTP
	Manual Time
SNMP	V1/V2C/V3
	Community
	V3 User
	Group
	Trap Host



SNMP MIB	RFC 1213 MIB-II
	RFC 1493 Bridge MIB
	RFC 1643 Ethernet MIB
	RFC 2819 RMON MIB (Groups 1, 2, 3 and 9)
	RFC 2863 Interface MIB
	LLDP
	Private MIB
RMON	Statistics
	History
	Event
	Alarm
User	
Firmware	Double Image; Swap between Active and Alternate firmware image
	Firmware Upgrade
Configuration	Upload and download
	Upload and download via USB interface
Save	
Restart	
Factory Defaults	
Standards Compliance	
IEEE 802.3x flow control and back pressure	
IEEE 802.3ad port trunk with LACP	
IEEE 802.1D Spanning Tree Protocol	
IEEE 802.1w Rapid Spanning Tree Protocol	
IEEE 802.1s Multiple Spanning Tree Protocol	
IEEE 802.1p Class of Service	
IEEE 802.1Q VLAN tagging	
IEEE 802.1x Port Authentication Network Control	
IEEE 802.1ab LLDP	
IEEE 802.3af Power over Ethernet	
IEEE 802.3at Power over Ethernet Plus	
IEEE 802.3bt PoE++ Power over Ethernet Plus Plus	
RFC 768 UDP	
RFC 793 TFTP	
RFC 791 IP	
RFC 792 ICMP	
RFC 2068 HTTP	
RFC 1112 IGMP v1	
RFC 2236 IGMP v2	
RFC 3376 IGMP v3	
RFC 2710 MLD v1	
RFC 3810 MLD v2	
RFC 2328 OSPF v2	

Order Info

HR-SWTG3624AS

30 Port 10G Uplink 24 Port 2.5G Layer 3 Managed Ethernet Switch

Product Rendering



Product Structure

